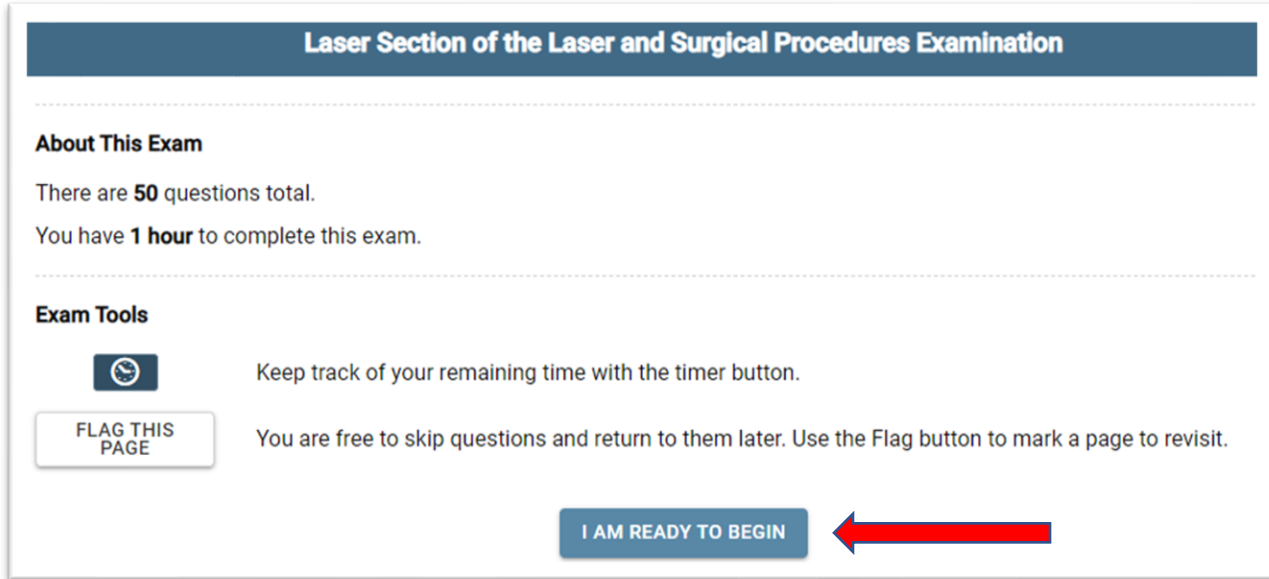


**Tutorial for the CBT portion of the LSPE®**

**Intro Screen**

The intro screen will give basic exam information and includes a button to begin the exam:





**Laser Section of the Laser and Surgical Procedures Examination**



**About This Exam**

There are **50** questions total.  
You have **1 hour** to complete this exam.

**Exam Tools**

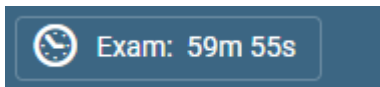
 Keep track of your remaining time with the timer button.


 You are free to skip questions and return to them later. Use the Flag button to mark a page to revisit.

**Countdown Timer**

Once the exam time begins, the countdown timer will be displayed in the upper left corner of the screen:



 Exam: 59m 55s

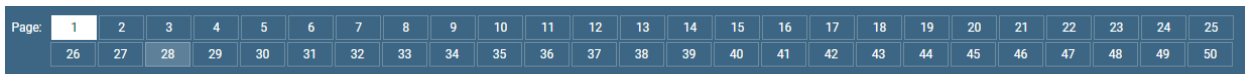
If you would like to hide the timer, you may do so by clicking on the clock icon. You will then only see the clock icon and not the timer.





**Navigator**

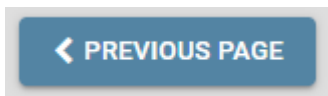
Directly below the countdown timer, you will see a navigator for all 50 items. You may select any number to jump to that test question.




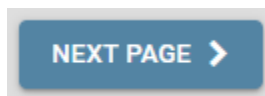
Page: 


1	2	3	4	5	6	7	8	9	10	11	12	13	14	15	16	17	18	19	20	21	22	23	24	25
26	27	28	29	30	31	32	33	34	35	36	37	38	39	40	41	42	43	44	45	46	47	48	49	50

You may also navigate by using the buttons at the bottom of the exam screen.



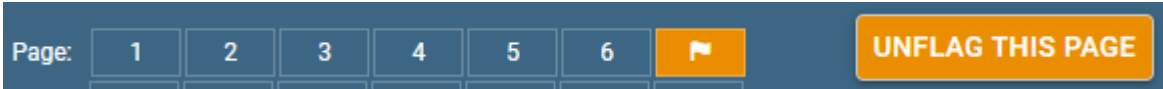
 PREVIOUS PAGE



NEXT PAGE 

## **Flagging an Item**

You may use the “Flag this page” button in the upper right corner of the screen if you would like to remember to go back to a particular item. Once you select to flag an item, you will see a small flag icon over the number of the item. You may also then choose to unflag that item.



## **Selecting an Answer**

To select an answer, click the corresponding circle to the left of the answer option. Your response will save automatically, but you may change your response as many times as you choose within the allotted examination time. Under each exam item, you will see how many responses you are to select to receive credit.

7. Which of the following condit

- Reduced acuity and reduced
- Reduced acuity and increase
- Normal acuity and increased
- Normal acuity and reduced c
- Increased glare and increase

*Choose 1 option.*

Send a comment about this question

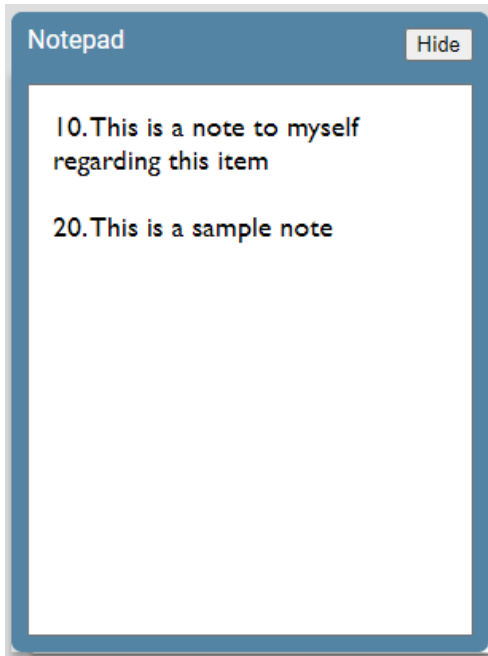
For a multiple response item, you will see a note under the item similar to the following. In this case, you would need to select all 3 correct answers to get credit for the item.

*Choose 3 options.*

## **Taking Notes**

If you'd like to take notes for your own reference on any item, click the pencil icon located next to the timer in the upper left corner of the screen. This will open a blank notepad window. Notes will be automatically saved and displayed each time you open your notes. Notes are saved cumulatively throughout your test so you may want to type in the item number that corresponds to each of your notes. Click hide when you are finished entering notes in the notepad. Entries in the notepad will not be sent to the NBEO.





### **Commenting on an Item**

You have the option of making a comment on any examination item by selecting the “Send a comment about this question” button located under each test item. Once you type your comment, press submit comment to save it or close comment form if you do not want to save your comment. Comments will be saved for future review by the appropriate NBEO staff and/or subject matter experts.

Send a comment about this question

Close comment form

Send a comment about this question to the test author:

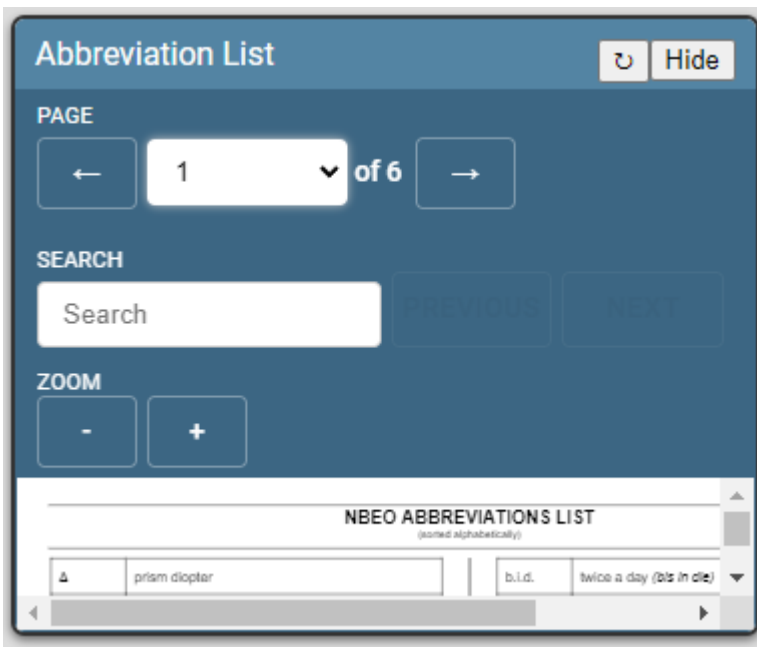
SUBMIT COMMENT

### **Drug & Abbreviation List**

There are two reference documents available to you throughout the exam. A searchable drug list and abbreviation list are located in the top left corner of the screen near the countdown clock:



Once you select one of these lists to view, a new window will open:



To expand the window, hover over a corner and drag to the desired size. You may then also choose to zoom in or out using the + or – buttons. Enter all or part of a word or drug you are searching for and then press the next or previous buttons to scroll through the highlighted match(es). To close the list you selected to view, choose the Hide button.

### **Submitting Your Exam**

If you finish before the allotted exam time has expired, you may select the dropdown in the top left corner represented by 3 bars and choose “End & Submit Exam.”

