



Laser and Surgical Procedures Examination (LSPE®)

SITE INFORMATION & EQUIPMENT LIST

EDISON BUILDING, 2nd FLOOR
7910 MICROSOFT WAY
CHARLOTTE, NC 28273
800.969.3926, EXTENSION 2

EXAM DATES:
August 2026 – May 2027

V2026.1.0

The information listed in this LSPE Site Information and Equipment List is for informational purposes only. There may be additional equipment or supplies on-site during the exam that may not be reflected in this manual.

Additionally, all provided equipment and supplies will be equivalent in function to the equipment and supplies listed below, but the brand or manufacturer may change without warning.

This information is not intended to prepare candidates for the exam, but to provide a general overview of equipment and supplies used during the exam. Candidates are reminded to thoroughly review the Evaluation Forms, Candidate Guide, and Laser User Manual to adequately prepare for the Laser and Surgical Procedures Examination.

NCCTO SITE INFORMATION & EQUIPMENT LIST OVERVIEW

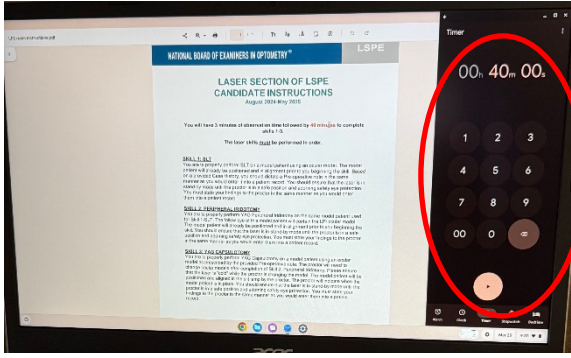
LSPE EQUIPMENT LIST

Laser

- Quantel Optimis™ Fusion
- Dorfman Museum heads
- GenTeal® gel
- insEYEet SimulEye for LPI
- insEYEet SimulEye for SLT Laser
- insEYEet SimulEye for YAG Capsulotomy Ocular
- Instruments Hwang-Latina 5.0 SLT Laser Lens w/ Flange
- Ocular Instruments Abraham Iridectomy YAG Laser Lens
- Ocular Instruments Abraham Capsulotomy YAG Laser Lens

Surgical

- Optivisor
- TOMLOV DM401 HDMI Microscope
- Katena Snider Suturing Forceps, 0.12mm
- Katena Helveston Tying Forceps standard, smooth jaws
- Katena Castroviejo Forceps 0.3mm 1x2 teeth with tying platform
- Katena Hunt Chalazion Forceps
- Katena Eye Scissors Large Rings Straight
- Katena Eye Scissors Standard Straight
- Katena Wescott Scissors
- Katena Castroviejo Needle Holder Straight with lock
- Katena Castroviejo Needle Holder Straight without lock
- Katena Meyerhoefer Curette #2
- Integra Disposable Scalpel-11
- Limbs & Things Sebaceous Cyst Pad
- Nasco Life/form LF01046/01047 Facial Suturing Trainer (Eye Model)
- Sharpoint Plus Surgical Suture-Silk Black Braided 18"/45cm 6-0
- Surgical Tray
- Surgical Marker
- Medical Gauze
- Ophthalmic drape 15"x15"



Laptops

A laptop in the exam room displays station instructions. This is a brief overview of skills expected to be performed, not an item-by-item list. The laptop also displays a countdown clock/timer.


Countdown clock/timer

Countdown clocks on the computers are **NOT THE OFFICIAL CLOCKS** that determine a candidate's time.

Candidates are allotted 40 minutes for the laser section and 30 minutes for the surgical section.

A countdown clock will be available on the laptop for candidates to use. Use of the countdown clock is optional.

Once the announcement begins to play, that is when official testing time begins. Once the announcement plays ending the exam, time ends. Candidates wishing to use the countdown clock in the rooms must press the > button to begin the countdown clock. There will always be a delay between when the announcement plays and when a candidate presses > thus the time on the computer will always be less than the allotted minutes. Using the countdown clock in the room is optional and only to provide candidates assistance in determining the amount of time, digitally, remaining in the station. Again, these clocks are not the official timekeepers of the exam.



Press > (play) to start the countdown clock

Tissues and Kim Wipes



Bandages are available in the event an injury occurs



Repeat Policy
Posted on the exam room door



LASER SECTION ROOM/EQUIPMENT

LASER OVERVIEW

Quantel Optimis™ Fusion. In addition to the images below, candidates are expected to thoroughly review the **Quantel Laser User Manual provided on the website.**



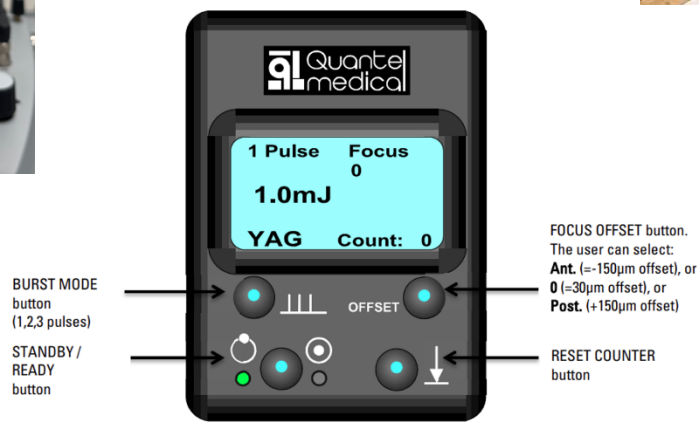


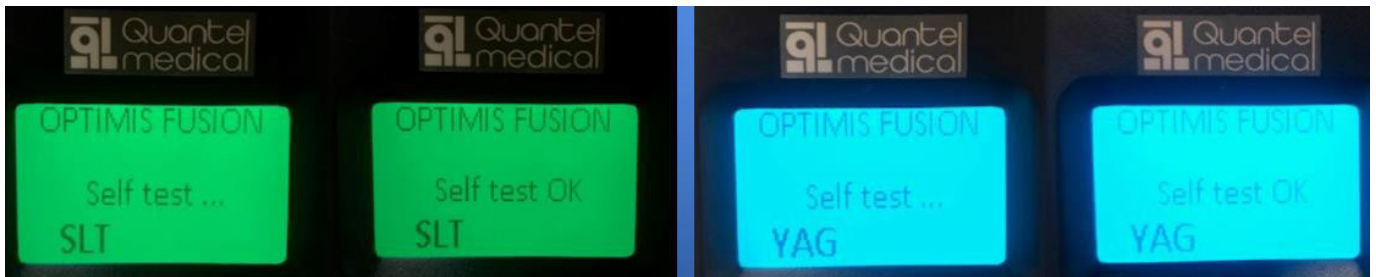


Image from Quantel's User Manual

SELF TESTS



STANDBY

READY



OFFSET SETTINGS



LASER SCREEN DISPLAY

Example purposes only; may not reflect correct settings.



LASER SECTION LENSES



**Hwang-Latina 5.0 SLT Laser Lens w/
Flange**



Abraham Iridectomy YAG Laser Lens



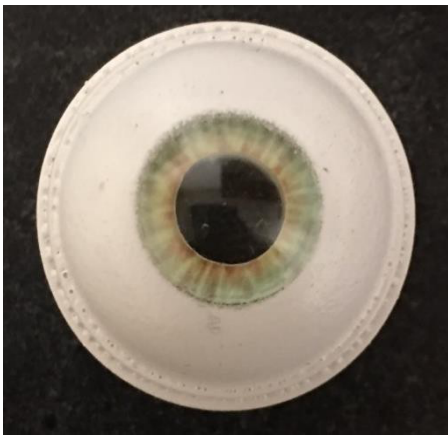
Abraham Capsulotomy YAG Laser Lens

GEL FOR MODEL EYE PREPARATION



LASER SECTION EYE MODELS (Before treatment)

SLT Laser Eye Model



LPI Eye Model



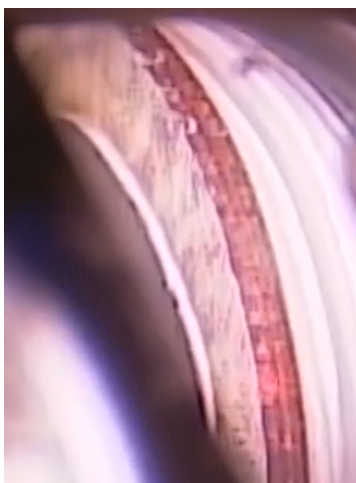
YAG Eye Model



**LPI Eye Model
Zoomed on crypt-before treatment**

LASER SECTION EYE MODELS (After some treatment – sample purposes only)

SLT Laser Eye Model



LPI Eye Model

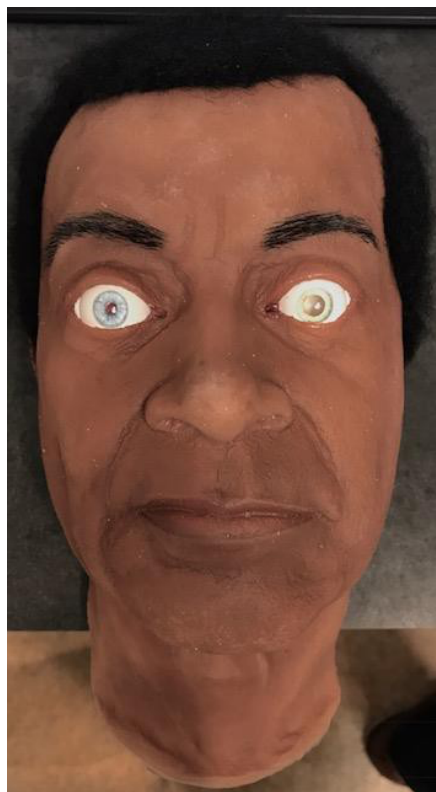


YAG Eye Model



MODEL PATIENT FOR LASER SECTION (SLT & PI model eyes)

SLT



LPI with an iris crypt circled

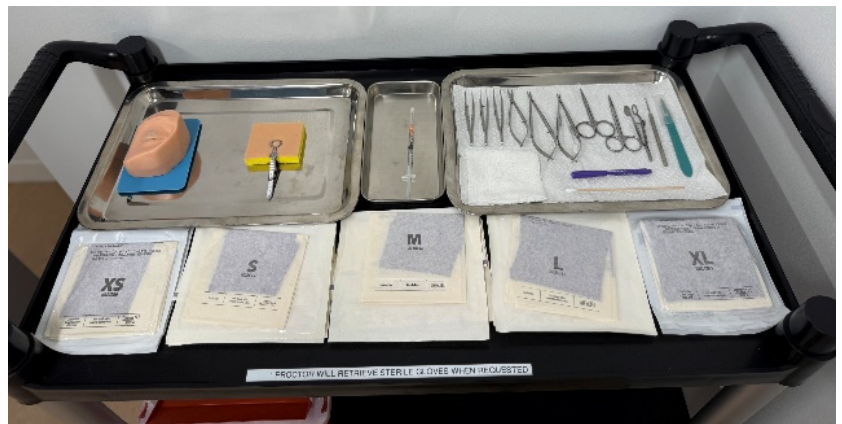


MODEL PATIENT FOR LASER SECTION (YAG Capsulotomy model eyes)



SURGICAL SECTION ROOM & EQUIPMENT

When candidates enter the room, the suturing trays will be on the exam table. The chalazion trays will be on a cart. Chalazion trays will be moved to the exam table after the candidate indicates they are completed with the suturing procedure. Additionally, sterile gloves will be on the cart and retrieved by the proctor when requested by the candidate.



EXAM TABLE SURGICAL SUPPLIES FOR SUTURING AND CHALAZION

These items are available on the table for suturing and chalazion procedures.



LIST OF SURGICAL INSTRUMENTS LOCATED ON THE SURGICAL INSTRUMENT TRAYS

Katena Helveston Tying Forceps (K5-5420)



Katena Snider Suturing Forceps, 0.12mm (K5-2550)



Katena Castroviejo Forceps 0.3mm 1x2 teeth with tying platform (K5-2510)



Katena Wescott Scissors (K4-4100)



Katena Castroviejo Needle Holder Straight without lock (K6-1510)



Katena Castroviejo Needle Holder Straight with lock (K6-1500)



Katena Eye Scissors Large Rings Straight (K4-7440)



Katena Eye Scissors Standard Straight (K4-7400)



Katena Hunt Chalazion Forceps (K5-9500)




Katena Meyerhoefer Curette #2 (K3-1020)



Integra Disposable scalpel -11



EXAM TABLE SET UP: SUTURING



SUTURING MODEL TRAY

Nasco Life/form LF01046/01047 Facial Suturing Trainer (Eye Model)



FULL SURGICAL TRAY AND NEEDLE TRAY: SUTURING


Includes ophthalmic drape, cotton swab, and gauze



Sutures



Ophthalmic Drape



Inner packet of sterile gloves on table after proctor removes from outer package



Sterile gloves after candidate opens inner packet




EXAM TABLE SETUP: CHALAZION



CHALAZION MODEL TRAY

Nasco Life/form LF01046/01047 Facial Suturing Trainer (Eyelid model) and Limbs and Things Sebaceous Cyst Pad (Chalazion Model)



FULL SURGICAL TRAY AND NEEDLE TRAY FOR CHALAZION EXCISION

Includes gauze, cotton swab and marker

